

## The Karat Store Ring Size Guide

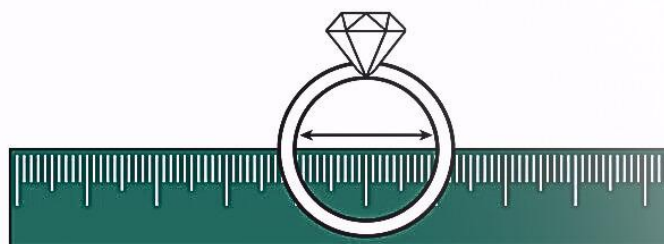
Finding the perfect ring size is important for comfort and security. Use our simple guide below to measure your size accurately at home.

### How to Measure Your Ring Size with a String or Paper Strip

1. Cut a thin strip of paper or use a piece of string.
2. Wrap it snugly around the base of your finger.
3. Mark where the ends meet.
4. Measure the marked length with a ruler (in millimeters). This gives you the **inside circumference** of your finger.
5. Use the chart below to find your corresponding **US ring size**.



## MEASURE RING SIZE



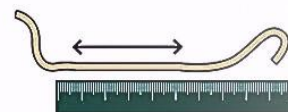
①  
FIND A PIECE OF  
STRING OR PAPER



②  
WRAP IT TIGHT  
AROUND YOUR FINGER



③  
MARK WHERE  
THE END MEETS



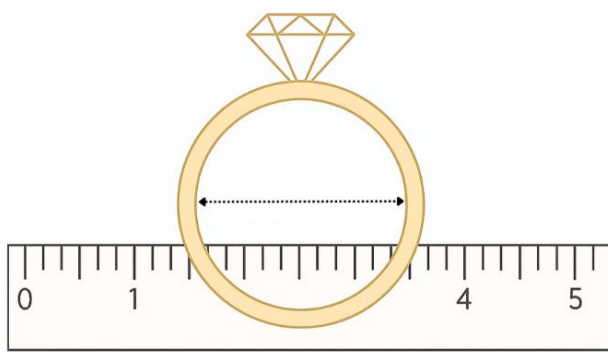
④  
MEASURE THE  
LENGTH WITH A RULE

### How to Measure the Inside Diameter

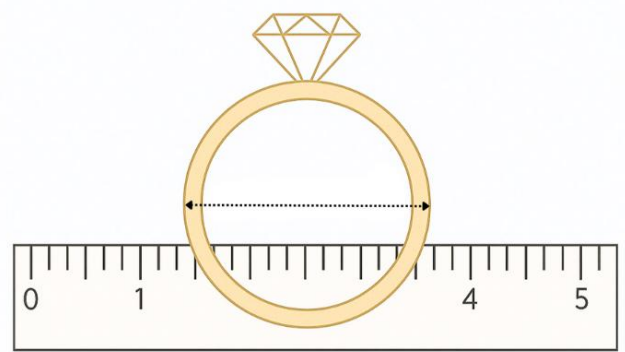
If you have a ring that already fits you well:

- Place the ring flat on a ruler.
- Measure the distance **straight across the inside of the ring** (from one inner edge to the opposite inner edge).

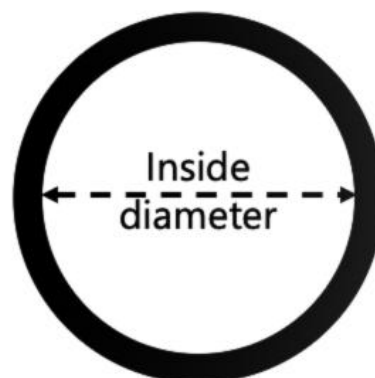
- This measurement (in millimeters) is the **inside diameter** of your ring.
- Match this number with the chart below to find your ring size.



 **Correct Way**  
Measure the inside diameter of the ring



 **Wrong Way**  
Do not measure the outside diameter of the ring



## International Ring Size Chart

Inside Diameter (mm)	Inside Circumference (mm)	US & Canada	UK & Australia	Europe	Japan
14.1	44.3	3	F	44	4
14.5	45.6	3.5	G	45	5.5
14.9	46.8	4	H	47	7
15.3	48.1	4.5	I	48	8
15.7	49.3	5	J ½	50	9
16.1	50.6	5.5	K ½	52	10
16.5	51.9	6	L ½	53	11
16.9	53.1	6.5	M ½	54	13
17.3	54.4	7	N ½	55	14
17.7	55.6	7.5	O ½	56	15
18.1	56.9	8	P ½	57	16
18.5	58.1	8.5	Q ½	58	17
19.0	59.7	9	R ½	59	18
19.4	61.0	9.5	S ½	60	19
19.8	62.2	10	T ½	61	20
20.2	63.5	10.5	U ½	62	22
20.6	64.7	11	V ½	63	23
21.0	66.0	11.5	W ½	64	24
21.4	67.2	12	X ½	66	25
21.8	68.5	12.5	Z	68	26
22.3	70.1	13	Z+1	70	27
23.2	72.9	14	Z+3	72	28

---

### Tips for Accurate Measurement


- Always measure the **inside diameter** or **inside circumference**.

- Measure your finger at the **end of the day**, when it's slightly larger.
- Avoid measuring when your hands are cold, as fingers shrink.
- For **wide ring bands**, consider ordering **half a size larger**.

---

### Need Help?

If you're unsure about your size, our experts at **The Karat Store** are here to guide you.

 Live Chat: [+16475473342](tel:+16475473342)

 Mail us at: <mailto:contact@thekaratstore.us>

---